

A young man with dark skin and short, dark hair is sitting in a barber's chair. He is wearing a green and white striped polo shirt with a grey collar. A barber's hands are visible, one holding a comb and the other using an electric shaver on the man's hair. The barber is wearing a ring on his finger. In the background, there are shelves with various items, including a purple bottle and a comb. A mirror is visible on the wall, reflecting part of the shop. The overall atmosphere is professional and focused.

**BRISTOL
OLD VIC**

BARBER SHOP CHRONICLES

Visitor Cheat Sheet

BARBER SHOP CHRONICLES CHEAT SHEET

TIMINGS

Suggested Arrival:	6.30pm
Doors Open:	7pm
Show Time:	7.30pm
Show Length:	1 hour 45 mins (no interval)

GETTING HERE

Where We Are:	We're right in the centre of Bristol on King Street, BS1 4ED.
Travel:	You can get to us from outside Bristol by train, bus or car, we're in walking distance of lots of car parks, bike racks and bus stops, as well as Temple Meads Station.

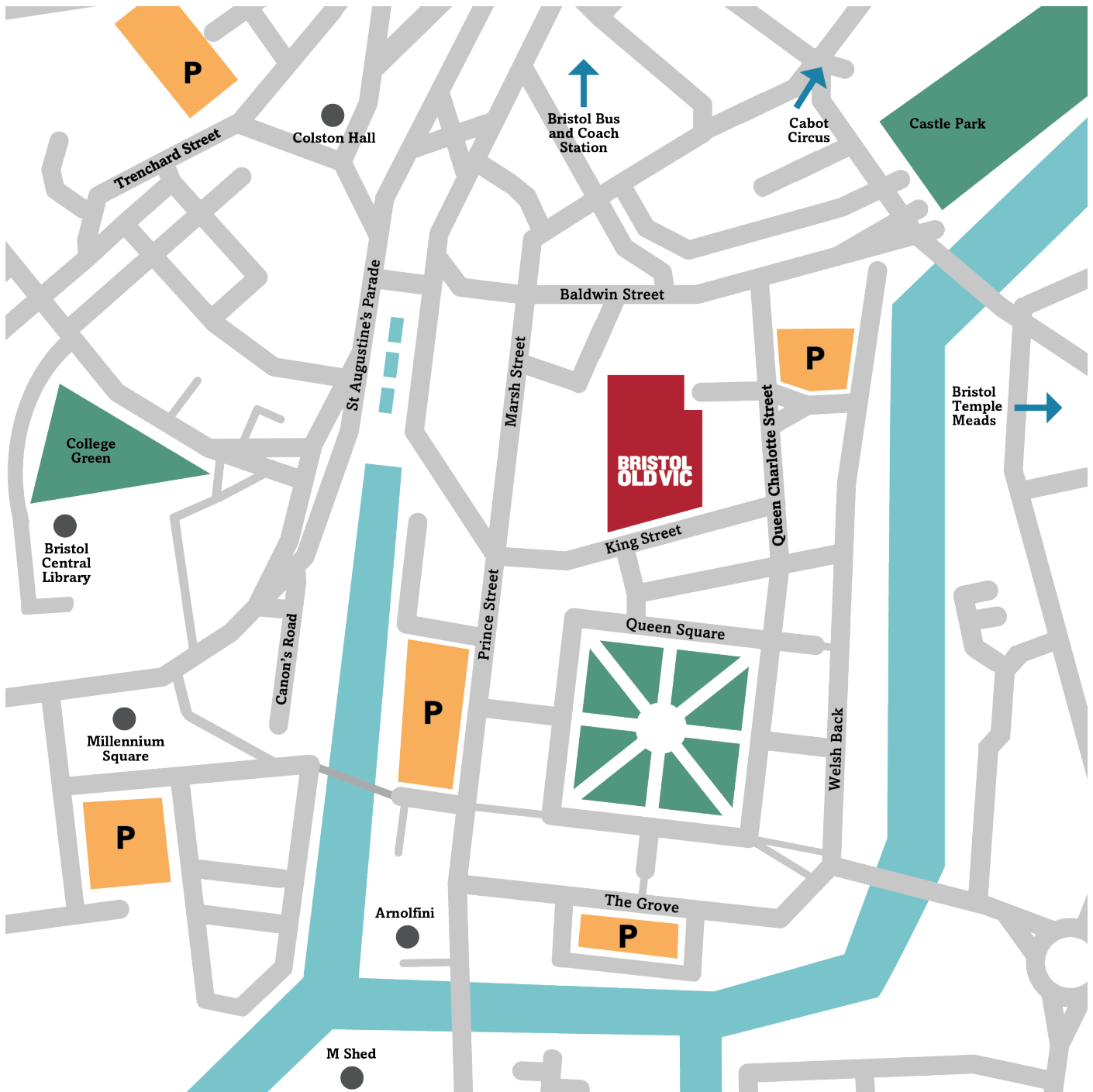
YOUR VISIT

Box Office:	Pick up your tickets from our Box Office in the foyer. Our team will happily answer any questions you have.
Food & Drink:	Spend time before the show having a drink or some food in our beautiful foyer. Order from our bar and restaurant, 1766. We have a wide selection of snacks, hot and cold drinks as well as a full lunch and evening menu.
Your Ticket:	Check your ticket to find out what level and row your seat is on.
When Doors Open:	Make your way to the level your seat is on and an usher will guide you to your seat.
Ushers:	If you have any questions during your visit, just ask any member of our team.
Dress Code:	There isn't one! No need to dress up (unless you want to!). Wear whatever you feel most comfortable in.

We want everyone to feel welcome, whether you've been to the theatre before or not. Bristol Old Vic is for everyone.

Find more information online: bristololdvic.org.uk/your-visit

WHERE WE ARE



Bristol Old Vic is located on King Street, a **5-minute walk** (0.2 miles) **from the City Centre Harbourside.**

Bristol Old Vic does not have dedicated parking. However, there are parking facilities in the surrounding area including, the NCP on Queen Charlotte Street, a 2 minute walk (150 metres) and Trenchard Street car park, a 5 minute walk (0.2 miles) across the city centre. Meter parking is also available on King Street and Queen Square. Blue badge holder parking is also available on King Street. Please note King Street is a cobbled street. There are dropped kerbs outside of Bristol Old Vic on King Street.

For more information on parking, visit Bristol City Council parking services here: bristol.gov.uk/parking. For information about public transport links, bike racks, etc visit the **Getting Here** page of our website here: bristololdvic.org.uk/your-visit/getting-here.

AS YOU ARRIVE

We are looking forward to welcoming you to Bristol Old Vic. We are on King Street. From the Queen Charlotte Street end, this is where we are.




From the outside, our building looks like this. Under our sign is our **main entrance**. If you need wheelchair access, we have automatic doors here that open by pressing a button (pictured). Access is step-free, and the main entrance will take you into our foyer.



BEFORE THE SHOW

The foyer will be open before the performance. In here we have **1766 Bar & Kitchen** where you can order hot or cold drinks and food, there are also lots of places to sit down.



When you enter, you will find **1766 Bar & Kitchen**, our bar (1) in front of you and the **Box Office** (2) to your right. **The lift** (3) is on the far right, near Box Office. The lift can take you to all levels.

You can collect or buy your tickets from our **Box Office** team at the desk in the foyer. Just ask at the desk and they'll find you your tickets.

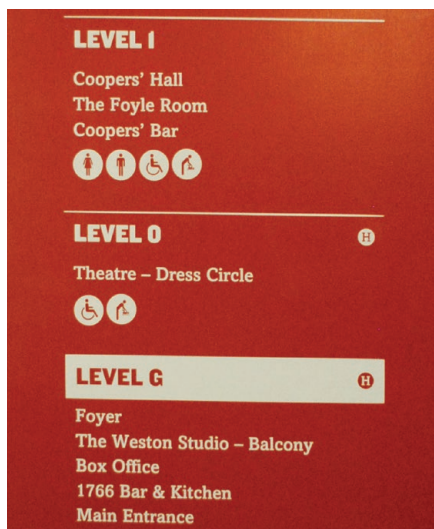


BEFORE THE SHOW

Once you have collected your tickets, spend some time before the show in our foyer, where you can enjoy a drink or some food from 1766 or explore our building.



FINDING YOUR SEAT



Barbership Chronicles will take place in **the Theatre**. On your ticket you can find out which level your seat is in (Gallery is Level 3, Upper Circle is Level 2, Dress Circle is Level 0, the Pit is Level -1).

Look out for signs like this one (left) to help you find where you need to go. You can also follow signs that look like this to get to the toilets. There are **accessible toilets on Levels -1, 0 and 1**.

Everyone will be asked to wait in the foyer and bar areas until the doors to theatre open. You will hear announcements in the Foyer when the Theatre or Studio is open. They will open about 25 minutes before the show. We'd recommend you arrive at least 30 minutes before show time.

When the house is open, our ushers will open the main doors on each level (right).



INSIDE THE THEATRE



When you enter, you will be welcomed into the space by **the ushers**.

These are the ushers (left). You can recognise them from their black uniform. They are here to help. You can speak to them before, during or after the performance if you have any questions.

The ushers will tell you where to go to get to your row and seat.

Your ticket will tell you which row and seats you are in. Once you have found **your row**, you will need to find **the seat** number that matches your ticket. Find your seat and make yourself comfortable.



These are seats in **the Theatre Pit**, look out for the row letters on the floor and numbers on the seats. This is the same on all levels.

Find more information about your visit to Bristol Old Vic:
bristololdvic.org.uk/your-visit

ACCESS INFORMATION

INTRODUCTION

To make your visit as enjoyable as possible, the information in this pack about access, finding your way around our building and the performance spaces, and some information on what to expect from a performance at Bristol Old Vic. We hope you find it helpful.


ACCESS, PARKING & BUGGIES

The entrance to Bristol Old Vic is fully accessible and has step-free access. Inside the foyer there is a lift which goes to all levels. The Theatre is accessible on Level -1 (Pit), Level 0 (Dress Circle), Level 2 (Upper Circle) and Level 3 (Gallery). There are accessible toilets located on Levels -1, 0 and 1. Please note that only the Dress Circle of the Theatre is completely step-free. For more access information go to: bristololdvic.org.uk/access.

If you have any specific access requirements let us know via email at access@bristololdvic.org.uk and we'll do our best to meet them. We are here to help you have the most enjoyable Bristol Old Vic experience.

TYPES OF ASSISTED PERFORMANCES

We offer several different types of assisted performances at Bristol Old Vic. You can find all the listings for these shows on our website. You can identify them where you see icons like these:



If you have any questions about access, please do not hesitate to contact the Box Office (10am-6pm Mon to Fri) on 0117 987 7877 or email access@bristololdvic.org.uk

STEP COUNTS

To get to each level via the stairs, you have to walk up the following number of steps:

- From Level G (foyer ground floor), there are 10 steps down to the Level -1 (Pit and Studio Floor)
- 5 steps to Level 0 (Dress Circle) from Level G
- 22 steps to Level 1 (Coopers' Balcony, Coopers' Hall, Foyle Room) from Level G
- 29 steps to Level 2 (Upper Circle) from Level G
- 43 steps to Level 3 (Gallery) from Level G
- 66 steps to Level 4 (Coopers' Loft) from Level G

The foyer lift can be used to avoid steps to all levels.

ACCESS FACILITIES

- A sound enhancement system through use of a headset or individual loop is available for all performances.
- Accessible toilet facilities are available on Floors -1, 0 and 1, accessible via the Foyer lift.
- Guide, hearing or other working dogs are welcome. Please notify Box Office at time of booking.
- People with disabilities requiring an accompanying person can request a free companion ticket at the time of booking.