

# ROALD DAHL

## THE ENORMOUS CROCODILE



LEARNING  
LETTERS

LITERACY



**LESSON OBJECTIVES:**

- Recognising different letters

**THINGS YOU MAY NEED:**

- Box, bin or tube to turn into croc bin
- Green and white paint
- Cardboard
- Chalk
- Watering cans or spray bottles
- White boards and pens
- White wax crayons
- Water soluble paint
- Paint brushes

BOOK THEME:  
**LEARNING  
LETTERS**

**STARTER ACTIVITY:**

Write each letter of the alphabet on the board and get children to all shout out what each letter is. Start by going in order and then pick letters at random. You could also point to each letter and ask children to stand up if their name begins with that letter or get children to name things that begin with that letter.

**ACTIVITY 1: PREPARATION**

Make an Enormous Crocodile letter bin out of a bin, box or tube. To do this paint the outside green, add some white zig-zag teeth on the edge of the lid and add some large eyes on top. Prepare a set of letter cards by cutting sheets of A4 card into 8 pieces and writing an upper-case letter in the centre of each card. Make sure to include at least one of each letter.





## ACTIVITY 1: LETTERS WITH CROC

1. Read **EXTRACT 1** and explain that the Enormous Crocodile has become so hungry he's eaten the whole alphabet!
2. Teach children the Enormous Crocodile letter chant:

**CROCODILE, CROCODILE DOWN BY THE LAKE,  
I'M GOING TO REACH IN AND SEE  
WHAT LETTER YOU ATE!"**

3. Get children to pass the crocodile bin around the circle. When the chant ends the student holding the crocodile pulls out a letter and calls it out to the class.

### EXTRACT 1:


The Enormous Crocodile kept as quiet as a mouse. "I shall eat them all," he said to himself.

"They will come and sit on my back and I will swizzle my head around quickly, and after that it'll be squish crunch gollop."

Suddenly a big deep voice from the jungle shouted, "Stand back, children! Stand back! Stand back!"

The children stopped and stared at the place where the voice was coming from. Then, with a crashing of branches, Trunky the Elephant came rushing out of the jungle.

"That's not a bench you were going to sit on!" he bellowed. "It's the Enormous Crocodile, and he wants to eat you all up!"



**ACTIVITY 2: PREPARATION**

Write the names of each of the main characters on the ground outside in chalk. These are:

THE ENORMOUS CROCODILE

THE ROLY-POLY BIRD

MUGGLE-WUMP

TRUNKY

NOTSOBIG ONE

HUMPY-RUMPY

Fill watering cans, spray bottles or water bottles with water. In the case of bad weather, the same activity can be achieved using whiteboards and pens.

**ACTIVITY 2: VANISHING LETTERS**

1. Write names outside with chalk and prepare watering cans.
2. Split children into groups and assign each group a character.
3. Call out letters at random. When a letter is called out that is in their groups' character name, children should identify it and take it in turns to 'water' that letter until it vanishes. Keep going until each character name is gone.

**RAINY DAY  
ALTERNATIVE**

If it's too wet outside for vanishing letters, give each group a whiteboard and pen and get them to rub the letters off as they're read out.

A stylized illustration of various green plants and leaves, including ferns and broad-leafed plants, rendered in a simple, sketchy style with black outlines and flat green colors. Some leaves have small red flowers or buds.

## EXTRACT 2:

The Enormous Crocodile found a large piece of wood and placed it in the middle of the playground. Then he lay across the piece of wood and tucked in his feet so that he looked almost exactly like a seesaw.

When school was over, the children all came running on to the playground.

“Oh look!” they cried. “We’ve got a new seesaw!”




**ACTIVITY 3: PREPARATION**

Write the alphabet in white wax crayon on a sheet of paper for each child, you should be able to fit 7 or 8 letters onto each line. On the final line draw a crocodile in the remaining space. Fill cups with watered down water soluble paint. This should be thin enough to show the wax crayon through when painted over the top.

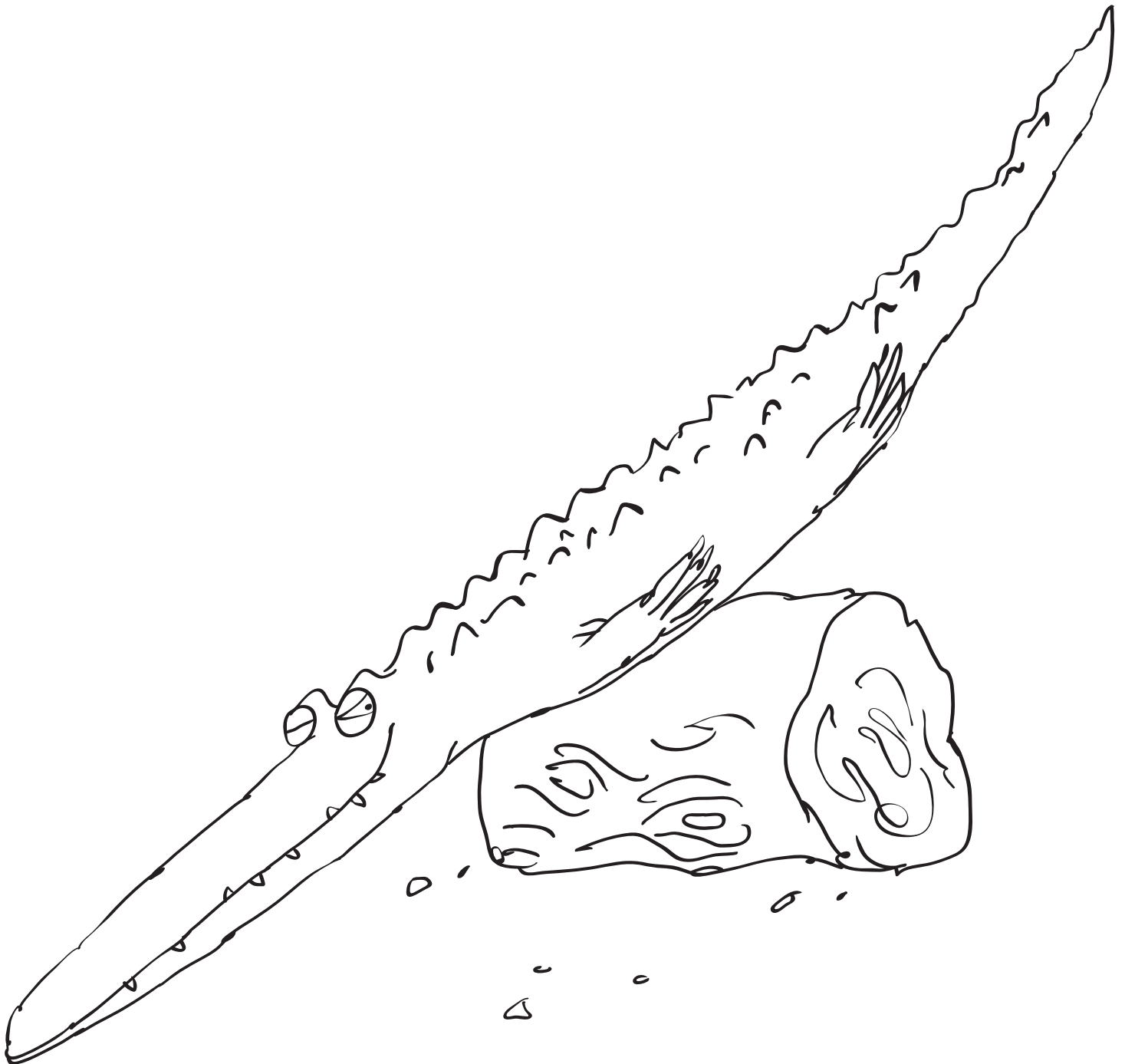
**ACTIVITY 3: HIDDEN CROC LETTERS**

1. Read **EXTRACT 2**.
2. Give each child a prepared alphabet sheet, a cup of watered down paint and a paint brush. Explain that, like the Enormous Crocodile searching for children in the book, there are some letters to find on their piece of paper.
3. Get children to paint over the sheets, revealing the letters. Ask them to call out the different letters as they appear.



**BONUS!**  
COLOURING PAGE

For all the keen letter hunters  
that finish with time to spare!





IS A PROUD PARTNER OF ROALD DAHL EDUCATION RESOURCES

## ACTIVITY 1

- 1**      **71304X**      **GREEN READYMIX PAINT**  
600ml
- 2**      **737062**      **WHITE READYMIX PAINT**  
600ml
- 3**      **730203**      **CHUBBY BRUSHES**  
Pack of 10
- 4**      **222038**      **TRIGGER SPRAY BOTTLE**
- 5**      **876169**      **JUMBO FELT LETTERS**  
(Can be used as a template)
- 6**      **713426**      **YPO PREMIUM WHITEBOARD PENS**  
Broad Tip, Black, Pack of 12
- 7**      **838624**      **YPO WRITE AND WIPE WHITEBOARDS**  
Plain, Pack of 30

## ACTIVITY 2

- 8**      **303402**      **JUMBO PLAYGROUND CHALK**  
Assorted colours, Pack of 52
- 9**      **751022**      **YPO MEDIUM TIP COLOURING PENS**  
Assorted colours, Classpack of 288


## ACTIVITY 3

- 10**      **303402**      **PLAYGROUND PAINTS**  
Assorted Colours, Pack of 52
- 11**      **730203**      **CHUBBY BRUSHES**  
Pack of 10
- 12**      **746991**      **CRAYOLA MINI KIDS CRAYONS**  
Tub of 24






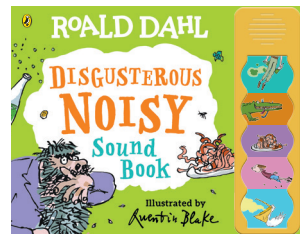

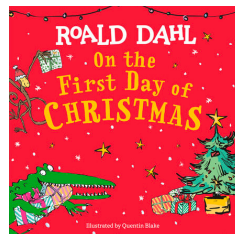
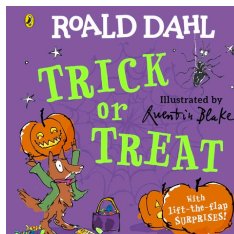











# THE ENORMOUS CROCODILE



1 	2 	3 
4 	5 	6 
7 	8 	9 
10 	11 	12 



# HOW MANY HAVE YOU READ?



Out  
21 Sep  
2023!

**MORE THAN 2**

**Whoopsy-splunkers!**  
You've got some reading  
to do!

**MORE THAN 5**

More tremendous things  
await – keep turning  
those pages!

**ALL OF THEM?**

**Whoopee!**  
Which was your favourite?